



dcLINK® PRODUCTIVITY Monitor™

Graphically Analyze Key Performance Indicators To Effectively Measure And Manage Productivity



dcLINK® PRODUCTIVITY Monitor™

Graphical data analysis application helps you maintain peak operational productivity

- Web-based business intelligence application
- Graphically displays your critical key performance indicators (KPIs) based on automated data collection activity
- Provides timely insight into your operation to help you make informed, data-based business decisions
- Results available anytime

Features include:

- Easy to configure and easy to use
- Automatically analyzes and summarizes data into graphically displayed results
- Analyze current and historical data for long-term trend comparisons
- Unit of measure conversion option
- Display productivity vs time, summary quantity, or quantity through time
- Drill down into data for deep analysis
- Schedule the aggregation engine to run at intervals that match your analysis requirements

Now you can easily analyze the accurate real-time data gathered by dcLINK® to measure and manage your operational productivity.

dcLINK® Productivity Monitor™ helps production managers, department heads, and other supervisors maintain peak productivity in warehouse and manufacturing operations. This web-enabled data analysis application aggregates your critical key performance indicators (KPIs) and presents the results graphically for easy analysis and drill down.

Using the metrics provided by this powerful application, you can make informed, data-based business decisions that will help you gain competitive advantage.

Measure, Compare, And Manage Operations

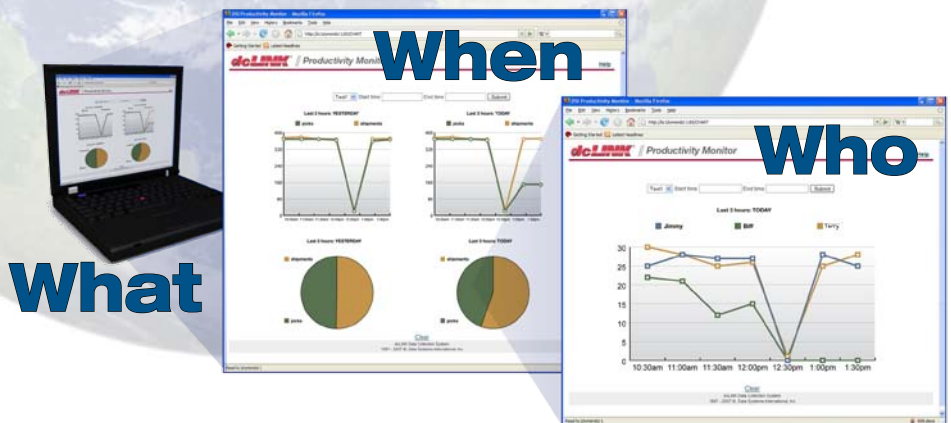
dcLINK Productivity Monitor can be used to measure, compare, and manage operations wherever DSI's dcLINK suite of automated data capture applications is utilized.

You define what will be measured, the unit of measurement, and the time period to be analyzed. dcLINK Productivity Monitor automatically aggregates and summarizes the data based on the KPIs you select. It also can convert results into a common unit of measure for an easy-to-understand final analysis.

Capture A Moment In Time, Or Analyze Trends

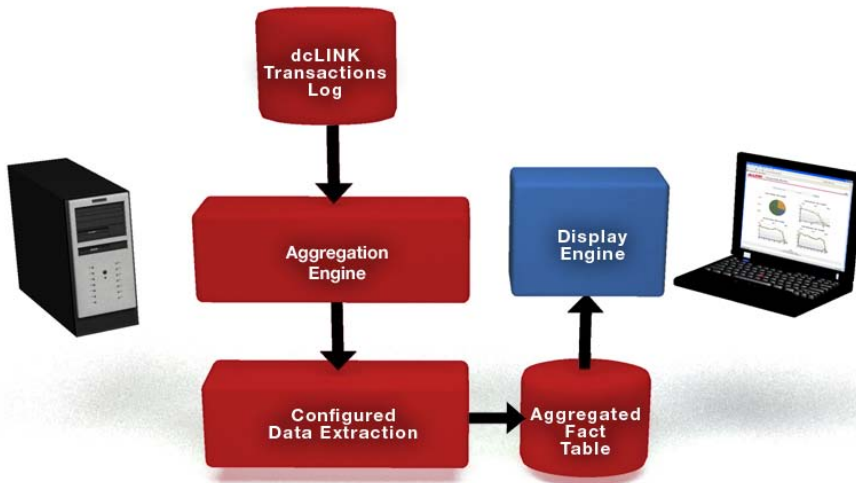
Any data captured in dcLINK transaction logs can be measured and analyzed. dcLINK Productivity Monitor can analyze data from any number of transaction logs, enabling you to review both current and historical data.

dcLINK Productivity Monitor displays the analysis results in easy-to-understand charts and graphs that can be viewed in a web browser. You'll easily understand at a glance where your operation is performing on target, and where improvements could be made. You can drill down into the results for deeper analysis, or compare KPIs within or across work teams, facilities, or product lines over time.



dcLINK Productivity Monitor measures your critical key performance indicators (KPIs) to help you make data-based business decisions that will help you gain business advantage. The application presents analysis results in an easy-to-understand graphical format.





dcLINK Productivity Monitor can easily be added to an existing dcLINK installation. Using transaction logs from dcLINK, the dcLINK Productivity Monitor can capture a moment in time, or analyze long-term trends.

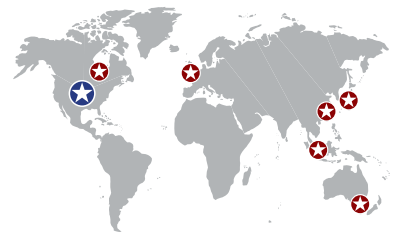
The KPI analysis provided by dcLINK Productivity Monitor empowers you to get the best possible performance from your operations. Anywhere, anytime, you'll have a wealth of data at your fingertips in an easy to understand, actionable format.

Add To Existing dcLINK Installation

What do you need to analyze? Receipts, movements, production, shipments, tasks completed, actual item quantities, date ranges, transaction types, users — dcLINK Productivity Monitor can analyze these KPIs and much, much more.

dcLINK Productivity Monitor is easy to configure and use, and it can easily be added to an existing dcLINK installation. For more information and a personalized demonstration, contact your DSI Account Executive today.

dcLINK Productivity Monitor ... when you need to know.



Data Systems International, Inc.

GLOBAL OFFICES

DSI® Global Headquarters

United States

+1 913.696.4000
+1 800.217.8030
www.DSionline.com

Canada

+1 905.361.2980
www.ca.DSionline.com

DSI® UK and EMEA

United Kingdom

+44 (0) 1189637552
www.uk.DSionline.com

Europe, Middle East, and Africa

+44 (0) 1189637552
www.emea.DSionline.com

DSI® Japan and APAC

Australia

+61 (0) 398350600
www.au.DSionline.com

China

+86 (0) 2161010054
www.cn.DSionline.com

Japan

www.jp.DSionline.com

Singapore

+65 68663722
www.sg.DSionline.com

Unibar Inc.

A DSI® Company

+1 800.731.6044
www.Unibar.com

DSI provides mobility software that enables business to happen anywhere, providing access to any data on any device. We are a recognized global leader in increasing productivity and profitability.



www.DSionline.com